

Be
organised

Listen in
class

Study
every day

Good study habits

Keep your
room clean

take short
breaks


Eat
healthy

Get some
exercise

Activity I

This is Sheela's room.

- Where is Sheela? Can you see her?
 Yes No
- She's looking for her science notes. Her test is TOMORROW! Can you find her notebook?
 Yes No
- Circle the science notebook using your yellow crayon.



Activity II


This is Aruna's room. She is in Sheela's class. What is she doing?



Which room would you like to study in? Tick the correct box.

- Aruna's room
- Sheela's room

Activity III



Is this Sheela's Science notebook?

Yes


No

What subject is it? Unscramble the letters and find out!

N E L G I H S _____

Activity IV

Look at the pictures. What good or bad study habits do these students have?




| | | Good | Bad |
|---|---------|------|-----|
| 1 | Rahul | | |
| 2 | Preethi | | |
| 3 | Sukesh | | |


Activity V


Mary has very good study habits. What are they?

Read the sentences and fill in the blanks. The pictures will help you.

Hi, my name is Mary. I am in Class _____ 

I go to _____  School. I like my school.

I get up at _____  in the morning.

I _____  my teeth and _____  a hot glass of milk.

I sit at my _____  and study.

Do you?

Activity VI

Your teacher has given you a project. Read the sentences. Write the sentences in the correct order in the space given below.

- 1. I give my teacher the project.
- 2. I buy chart paper, gum and pictures of parts of the body.
- 3. I paste the pictures on the chart paper.
- 4. I cut out the pictures carefully.
- 5. I make a mistake.
- 6. I write what each part does under the picture.
- 7. I check my work.
- 8. I erase the word and write again.
- 9. My teacher gives us a project.

- 1. _____
- 2. _____
- 3. _____
- 4. _____
- 5. _____
- 6. _____
- 7. _____
- 8. _____
- 9. _____

Activity VII

Listening



There are 5 players here in this little game. The teacher reads the text and the five students demonstrate. Other students say whether it is a good habit or a bad habit.

Player 1: Pick up a book and lie down on the floor.

Player 2: Sit up straight, place your book on the desk and read.

Player 3: Keep a story book next to you as you study.

Player 4: Write a To Do list and keep it on your desk.

Player 5: Tear paper from the subject notebook to draw something.

Activity VIII

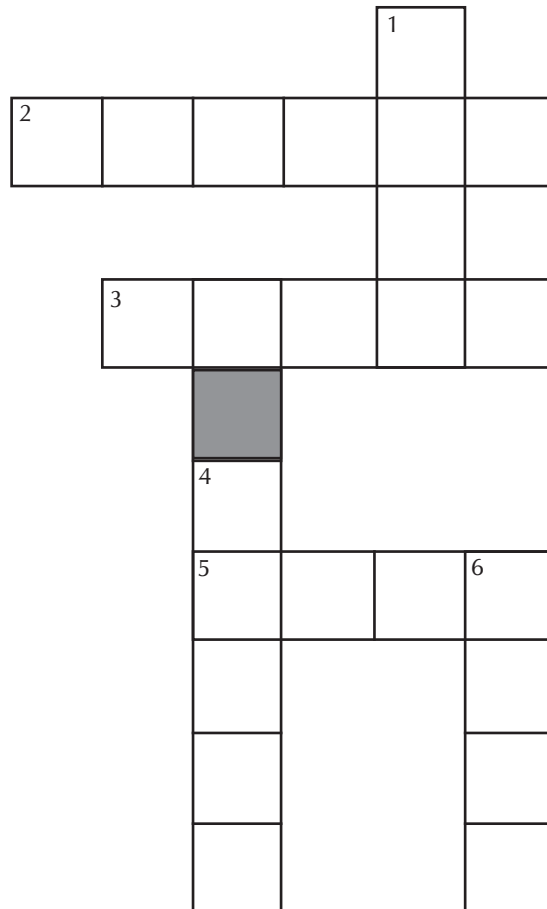
Fill in the squares using the clues given below.

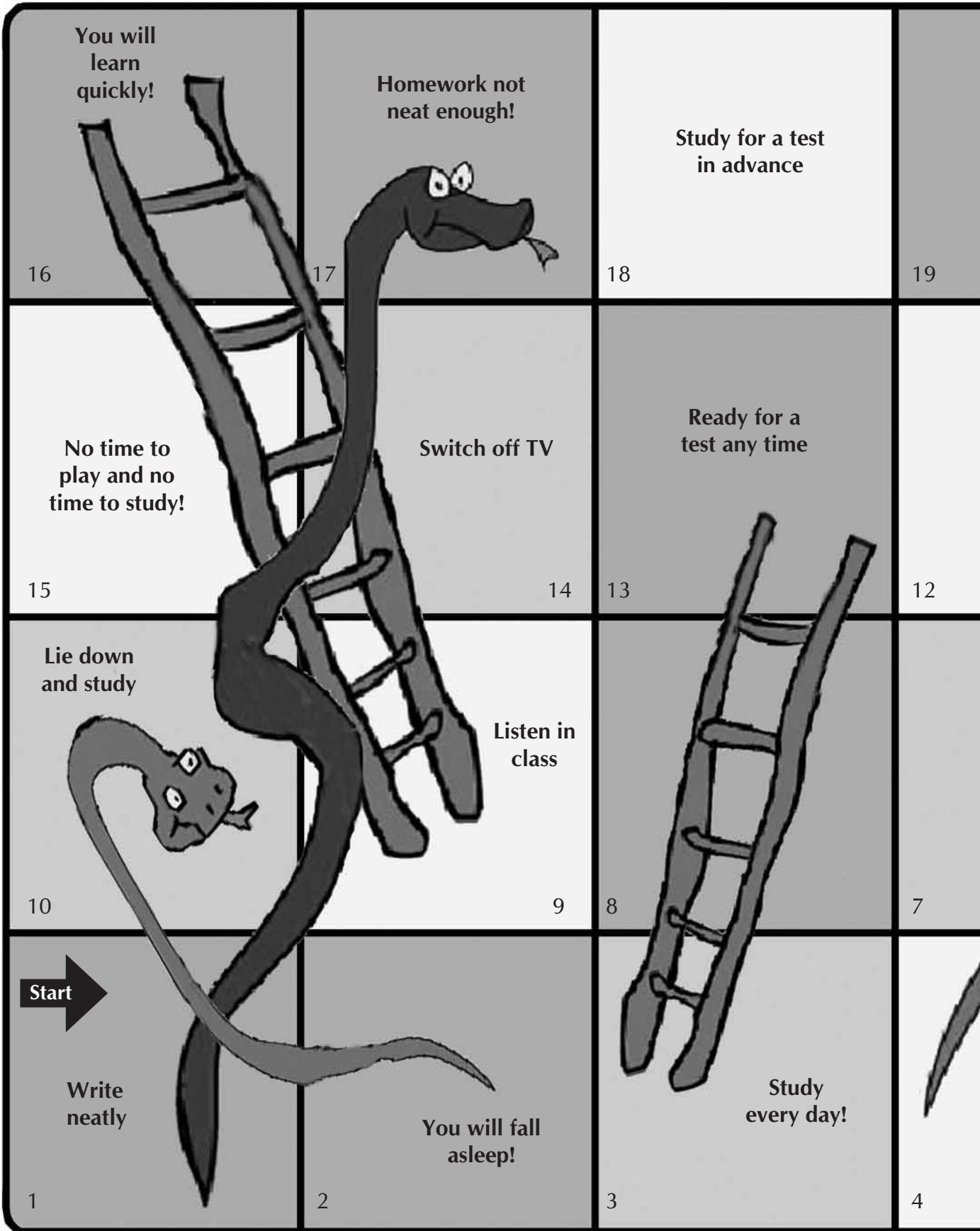
Down

1. Handwriting should be _____
4. You must _____ well at night before a test.
6. Study at the same _____ every day.

Across

2. _____ to your teacher in class.
3. _____ down your homework so that you remember.
5. Keep a To Do _____ to remember homework, projects and tests.





Activity IX

Snakes and Ladders

Climb up a ladder if your study habits are good! Slide down a snake if your study habits aren't good!

- Two people can play this game at a time.
- Do you have any coloured seeds or buttons? Each player chooses a colour.
- Roll the dice to see who goes first. The player with the highest number starts the game. Put the buttons/seeds on the START square.
- Throw the dice and move the number of squares on the dice. Move in the direction of FINISH.
- If you land on a square that has a picture of the end of a ladder, you move up the ladder. The picture of a ladder may have you studying every day, and your reward is being able to take a test any day!
- If you land on a square with the snake, then you move down the snake. You may have made too many spelling mistakes, so you will have to learn 5 new words!
- Win by reaching Finish, which means that you can now play!

Answers to crossword
 1) Neat 2) Listen 3) Write
 4) Sleep 5) List 6) Time

| | |
|---------------------------------------|---|
| <p>Will be well prepared</p> | <p>You can now play!</p> <p>Finish</p> <p>Studying is fun!</p> <p>20</p> |
| <p>Oops! Didn't learn my spelling</p> | <p>Write neatly</p> <p>11</p> |
| <p>Enjoy studying!</p> | <p>Copy notes</p> <p>6</p> |
| <p>Learn 5 new words</p> | <p>Take short breaks</p> <p>5</p> |

Activity X

Sonia has a Math test on Monday. She's making a To Do list for Thursday. Can you see the changes?

Here's the list on Thursday

Here's the list on Sunday evening

| For Math Test on Monday, 12 June | For Math Test on Monday, 12 June |
|---|---|
| To buy (before Sunday) | To buy (before Sunday) ✓ |
| 1) 1 ruler | 1) 1 ruler ✓ |
| 2) 3 pencils | 2) 3 pencils ✓ |
| 3) 1 eraser | 3) 1 eraser ✓ |
| To Do | To Do |
| 1) Learn multiplication tables 2, 3 and 4 | 1. Learn multiplication tables 2, 3 and 4 ✓ |
| 2) Do addition sums in class notebook and text book (pages 21-35) | 2. Do addition sums in class notebook and text book (page 21-35) LOOK AT PAGE 33-34 BEFORE LEAVING |
| 3) Look at previous text paper and go through sums, especially mistakes made. | 3. Look at previous text paper and go through sums, especially mistakes made. ✓ |
| GOOD LUCK! | GOOD LUCK! |
| MUST SCORE FULL MARKS | MUST SCORE FULL MARKS |
| | YES, I WILL! |

Now you listen to your teacher reading out the portions that you have for a test next week. Make quick notes as she reads and prepare a To Do list like Sonia's.

Listening text

- We will have our monthly Geography test on Wednesday, 19 September. We shall have it in the first period itself instead of the last period, since we will work only half day on Wednesday. So please come to class on time.
- We shall do the chapter on Solar systems, which will also include the notes that I have given you and the workbook questions that we have done. Make sure you practise your diagrams because I expect you to give your answer with the diagrams.
- Read your textbook carefully for the fill in the blank questions. Bring your colour pencils for the diagrams.

Here is a To Do list. How would you fill it out for your Geography test? Look at Sonia's list. It will help you.

| For Geography Test on Wednesday, 19 September | For Geography Test on Wednesday, 19 September |
|---|---|
| | |

Developed by Manaswini Sridhar. She can be reached at <manaswinisridhar@gmail.com>.